

Full Load Tested

Every generator is 100% load tested



DSE7310 Controller

Provides immediate performance information



Coolant Heater

Provides immediate performance information



Battery Charger

Standard 10A 12/24V Automatic Charger



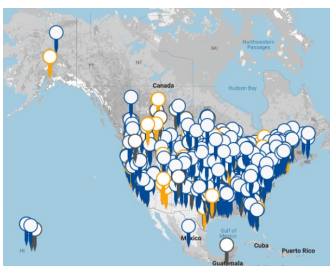
Certifications

The design, construction and performance of our generators conform to UL and CSA standards



Service & Support


Dealer network located throughout North America



Rugged Design



Baudouin Industrial Engine



Cummins Industrial Genend



ELECTRICAL

VOLTS	POWER FACTOR	STANDBY			PRIME			CIRCUIT BREAKER
		WATTS	KVA	AMPS	WATTS	KVA	AMPS	
120/208V 3-PH	0.8	2,500,000	3125	-	2,250,000	2812.5	-	NA
120/240V 3-PH	0.8	2,500,000	3125	-	2,250,000	2812.5	-	NA
277/480V 3-PH	0.8	2,500,000	3125	3,758	2,250,000	2812.5	3,382	4000
347/600V 3-PH	0.8	2,500,000	3125	3,007	2,250,000	2812.5	2,706	3200

*Limited to 6000A Max. Output

ENGINE

ENGINE BRAND	BAUDOIN
ENGINE MODEL	12M55G5D2-6
EMISSIONS	EPA TIER II
ENGINE STARTER	24VDC
ENGINE SPEED	1800 RPM
ENGINE CYLINDERS	12
ENGINE (W/FAN) HP/kWm	3621/2700
FREQUENCY (1)	60HZ
GOVERNOR	ELECTRONIC
FLYWHEEL	SAE No.00
ROTATION	CCW
ASPIRATION	TURBO CAC
COOLANT W/O. RADIATOR	80.83 GAL
BORE/STROKE	180mm X 215mm
DISPLACEMENT	65.65L
RECOMMENDED OIL (2)	5W-40 SAE
OIL CAPACITY	121.51 GAL
COMBUSTION SYSTEM	DIRECT INJECTION
COMPRESSION RATIO	16.5:1
FAN TYPE	PUSHER
INTAKE AIR CONSUMPTION	6,967.5 CFM
RADIATOR COOLING FLOW	-
EXHAUST FLOW AT TURBINE	22,693.7 CFM
STARTING TEMP W/BLOCK HEATER	-13°F

NOTES: (1) Steady state frequency regulation. (2) The recommended oil is for normal applications. See operator's manual for the recommended oil for your needs.

DBA @ 7 METERS

FULL LOAD (OPEN UNIT)	99
FULL LOAD (HOUSED LEVEL 2)	85

ELECTRICAL

MOTOR STARTING (CODE G)	-
TOTAL HARMONIC DISTORTION	< 5%
FLOATING NEUTRAL	YES
FORKLIFT POCKETS	NO
ASSEMBLED IN	NORTH AMERICA
EPA APPROVED	ESB
CERTIFICATIONS	
	C/UL Yes
	ISO 9001 Yes
	NFPA110 Yes
UNIT WARRANTY STANDBY(1)	2 YEARS/ 1000HRS

NOTES: (1) For more generator warranty, see operator's manual.

GENERATOR END

WINDING	6 LEAD
WIDING NUMBER	311
VOLTAGE REGULATION	AVR +/- 1%
AVR TYPE	DM110
PMG	STANDARD
TEMPERATURE RISE	125/40°C
BRUSHLESS	YES
ROTOR	2/3 PITCH
WINDINGS	100% COPPER
STATOR WINDING	DOUBLE LAYER LAP
COUPLING	DIRECT/FLEX DISC
BEARINGS	SINGLE (MAINTENANCE FREE)
EFFICIENCY PEAK	95
INSULATION	CLASS H
INGRESS PROTECTION	IP23



BLOCK HEATER

VOLTS		120
WATTS		3,000
AMPS		25
THERMOSTAT	ON	100°F
	OFF	120°F

DERATES

ABOVE SEA LEVEL		
>1200FT		4.5% EVERY 1,000 FT
MAX OPERATING		122°F
TEMPERATURE	1.5% EVERY 10°F OVER 77°F AIR INLET	

FUEL CONSUMPTION

Load	Gal/Hr	L/Hr
100%	174.69	661.3
75%	118.79	449.7
50%	87.62	331.7
25%	48.52	183.7

OPTIONAL ACCESSORIES

START BATTERIES	
BATTERY HEATER	
GENERATOR STRIP HEATER	
MIMIC PANEL	
NFPA 110 LEVEL 1 UPGRADE	
REMOTE MONITORING	
PARALLELING PANEL DSE8610	
SECONDARY BREAKER	

DSE 7310 CONTROLLER

ENGINE DISPLAY / PROTECTION	
ENGINE RPM	YES
LOW OIL PRESSURE	YES
HIGH COOLANT TEMP	YES
LOW COOLANT	YES
OVER/UNDER SPEED	YES
OVER CRANK	YES
CAN ECU SHUTDOWN	YES
ENGINE MAINTENANCE CODES	YES
GENSET DISPLAY / PROTECTION	
VOLTAGE (L-N & L-L)	YES
OVER/UNDER VOLTAGE	YES
FREQUENCY	YES
OVER/UNDER FREQUENCY	YES
AMP DISPLAY / SHUTDOWN	YES
PHASE IMBALANCE	FIELD ENABLED
KW, KVA, KVAR DISPLAY	YES
KWH, KVAH, KVARH DISPLAY	YES
GENERATOR PHASE SEQUENCE	OPTIONAL

BATTERY

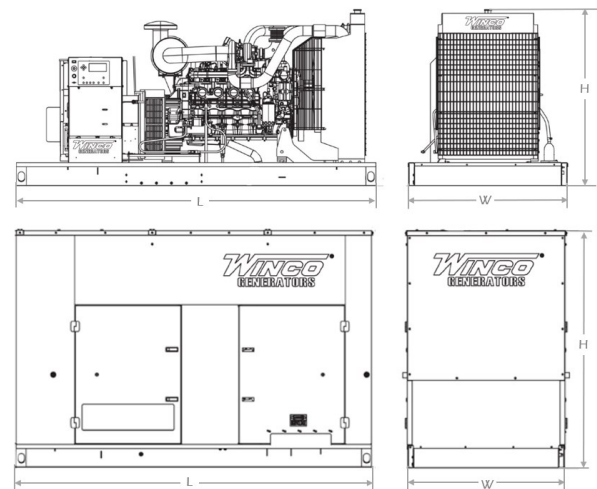
DC SYSTEM	24V
BATTERY RACK/CABLE	INCLUDED
BATTERY CHARGER	10 AMP
REQUIRED BATTERIES(1)	GROUP 4D 1200 CCA

NOTES: (1) Qty. 2 batteries are required. Batteries are not included.

DIMENSIONS

DIMENSIONS (L x W x H)	394" x 168" x 127"
WEIGHT	
OPEN	40,934 LBS
HOUSED	63,515 LBS
FREIGHT CLASS	70

NOTES: Shipping dimensions are for a housed Level 2 unit.



ADDITIONAL DISPLAYS / PROTECTIONS

EXTERNAL E-STOP	FIELD INSTALLED
BATTERY VOLTAGE	YES
BATTERY OVER/UNDER VOLTAGE	YES
COMMUNICATIONS	
USB CONNECTABLE	YES
RS232/RS485	YES
REMOTE DISPLAY PANEL	YES
DSE WEB NET	YES

ADDITIONAL FEATURES

AUDIBLE ALARM	YES
ENGINE EXERCISER	DISABLED
MAINTENANCE INTERVAL TIMER	DISABLED
LOAD SHEDDING/DUMMY	DISABLED
CONFIGURABLE INPUTS	4 (EXPANDABLE)
CONFIGURABLE OUTPUTS	4 (EXPANDABLE)
EVEN LOG	250

Specifications are subject to change without notice.

