

### Full Load Tested

Every generator is 100% load tested



### DSE7310 Controller

Provides immediate performance information



### Coolant Heater

Provides immediate performance information



### Battery Charger

Standard 10A 12/24V Automatic Charger



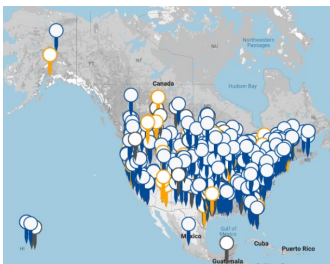
### Certifications

The design, construction and performance of our generators conform to UL and CSA standards



### Service & Support


Dealer network located throughout North America



### Rugged Design



### Baudouin Industrial Engine



### Cummins Industrial Genend



## ELECTRICAL

VOLTS	POWER FACTOR	STANDBY			PRIME			CIRCUIT BREAKER
		WATTS	KVA	AMPS	WATTS	KVA	AMPS	
120/208V 3-PH	0.8	1,000,000	1250	3,469	900,000	1125	3,122	4000
120/240V 3-PH	0.8	1,000,000	1250	3,007	900,000	1125	2,706	3200
277/480V 3-PH	0.8	1,000,000	1250	1,503	900,000	1125	1,353	1600
347/600V 3-PH	0.8	1,000,000	1250	1,202	900,000	1125	1082	1250

## ENGINE

ENGINE BRAND	BAUDOIN
ENGINE MODEL	12M33G8D2/6
EMISSIONS	EPA TIER II
ENGINE STARTER	24VDC
ENGINE SPEED	1800 RPM
ENGINE CYLINDERS	12
ENGINE (W/FAN) HP/kWm	1502/1120
FREQUENCY (1)	60HZ
GOVERNOR	ELECTRONIC
FLYWHEEL	SAE No.0
ROTATION	CCW
ASPIRATION	TURBO CAC
COOLANT W/ RADIATOR	58.11 GAL
BORE/STROKE	150mm X 185mm
DISPLACEMENT	39.2L
RECOMMENDED OIL (2)	5W-40 SAE
OIL CAPACITY	40.94 GAL
COMBUSTION SYSTEM	DIRECT INJECTION
COMPRESSION RATIO	15:1
FAN TYPE	PUSHER
INTAKE AIR CONSUMPTION	3722 CFM
RADIATOR COOLING FLOW	74160 CFM
EXHAUST FLOW AT TURBINE	10739 CFM
STARTING TEMP W/BLOCK HEATER	-13°F

NOTES: (1) Steady state frequency regulation. (2) The recommended oil is for normal applications. See operator's manual for the recommended oil for your needs.

## DBA @ 7 METERS [FULL LOAD]

OPEN UNIT	99
HOUSED: LEVEL 2/ LEVEL 3	84/80

## ELECTRICAL

MOTOR STARTING (CODE G)	665 HP	
TOTAL HARMONIC DISTORTION	< 5%	
FLOATING NEUTRAL	YES	
FORKLIFT POCKETS	NO	
ASSEMBLED IN	NORTH AMERICA	
EPA APPROVED	ESB	
<b>CERTIFICATIONS</b>		
	C/UL	Yes
	ISO 9001	Yes
	NFPA110	Yes
UNIT WARRANTY STANDBY(1)	2 YEARS/ 1000HRS	

NOTES: (1) For more generator warranty, see operator's manual.

## GENERATOR END

WINDING	12 LEAD
WIDING NUMBER	311
VOLTAGE REGULATION	AVR +/- 1%
AVR TYPE	MX321
PMG	STANDARD
TEMPERATURE RISE	125/40°C
BRUSHLESS	YES
ROTOR	2/3 PITCH
WINDINGS	100% COPPER
STATOR WINDING	DOUBLE LAYER LAP
COUPLING	DIRECT/FLEX DISC
BEARINGS	SINGLE (MAINTENANCE FREE)
EFFICIENCY PEAK	95
INSULATION	CLASS H
INGRESS PROTECTION	IP23

## BLOCK HEATER

VOLTS		120
WATTS		3,000
AMPS		25
THERMOSTAT	ON	100°F
	OFF	120°F

## DERATES

ABOVE SEA LEVEL		
>1000FT		5.5% EVERY 1,640 FT
MAX OPERATING TEMPERATURE		122°F
	1.5% EVERY 10°F OVER 77°F AIR INLET	

## FUEL CONSUMPTION

Load	Gal/Hr	L/Hr
100%	75.26	284.9
75%	50.56	191.4
50%	35.39	134.0
25%	20.34	77.0

## OPTIONAL ACCESSORIES

START BATTERIES	
BATTERY HEATER	
GENERATOR STRIP HEATER	
MIMIC PANEL	
NFPA 110 LEVEL 1 UPGRADE	
REMOTE MONITORING	
PARALLELING PANEL DSE8610	
SECONDARY BREAKER	

## DSE 7310 CONTROLLER

### ENGINE DISPLAY / PROTECTION

ENGINE RPM	YES
LOW OIL PRESSURE	YES
HIGH COOLANT TEMP	YES
LOW COOLANT	YES
OVER/UNDER SPEED	YES
OVER CRANK	YES
CAN ECU SHUTDOWN	YES
ENGINE MAINTENANCE CODES	YES

### GENSET DISPLAY / PROTECTION

VOLTAGE (L-N & L-L)	YES
OVER/UNDER VOLTAGE	YES
FREQUENCY	YES
OVER/UNDER FREQUENCY	YES
AMP DISPLAY / SHUTDOWN	YES
PHASE IMBALANCE	FIELD ENABLED
KW, KVA, KVAR DISPLAY	YES
KWH, KVAH, KVARH DISPLAY	YES
GENERATOR PHASE SEQUENCE	OPTIONAL

## BATTERY

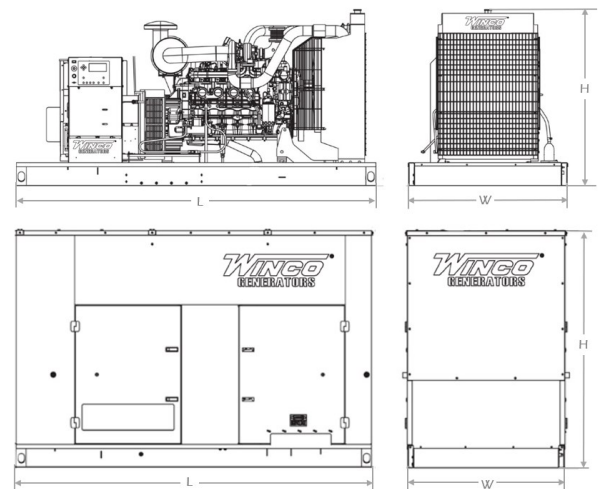
DC SYSTEM	24V
BATTERY RACK / CABLE	INCLUDED
BATTERY CHARGER	10 AMP
REQUIRED BATTERIES (1)	GROUP 8D 1200 CCA

NOTES: (1) Qty. 2 batteries are required. Batteries are not included.

## DIMENSIONS

DIMENSIONS (L x W x H)	315" x 140" x 108"
WEIGHT	
OPEN	19,550 LBS
HOUSED LEVEL 3 & 24HR TANK	47,052 LBS
FREIGHT CLASS	70

NOTES: Shipping dimensions are for a housed Level 3 unit.



### ADDITIONAL DISPLAYS / PROTECTIONS

EXTERNAL E-STOP	FIELD INSTALLED
BATTERY VOLTAGE	YES
BATTERY OVER/UNDER VOLTAGE	YES

### COMMUNICATIONS

USB CONNECTABLE	YES
RS232/RS485	YES
REMOTE DISPLAY PANEL	YES
DSE WEB NET	YES

### ADDITIONAL FEATURES

AUDIBLE ALARM	YES
ENGINE EXERCISER	DISABLED
MAINTENANCE INTERVAL TIMER	DISABLED
LOAD SHEDDING / DUMMY	DISABLED
CONFIGURABLE INPUTS	4 (EXPANDABLE)
CONFIGURABLE OUTPUTS	4 (EXPANDABLE)
EVEN LOG	250

Specifications are subject to change without notice.