


Wiring Diagram C54136
 Schematic N/A
 Generator Parts
 Unassembled C57093
 Complete Unit
 Part # C57096

 REPAIR
 PARTS LIST
 #528

Size 3700 Watts
 Drive Direct
 Type Two Pole
 Unit Model # P307BH-3E/C

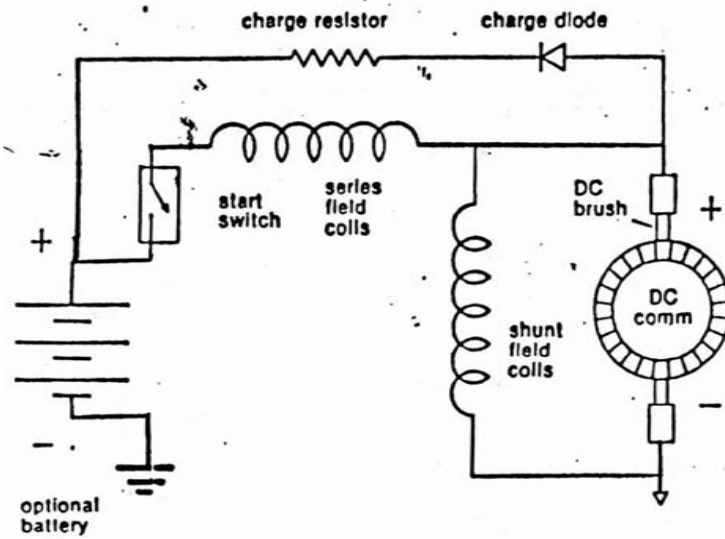
<u>DESCRIPTION</u>	<u>PART #</u>	<u>QTY.</u>
Armature	56916-1	1
Armature Bearing	55223	1
Armature Thru Bolt	23197-2	1
Fan Assy.	55101	1
Fan Washer	23558	1
Fan Lockwasher	55224	1
Fan Nut	23605	1
Field Coil	57105	1
Field Coil	57105-1	1
Shell & Bracket Assy.	53722	1
Pole Shoe	24851	2
Pole Shoe Retainer	24849	2
Engine Adaptor Bracket	54178	1
Adaptor Bracket Screw	3290	4
End Cover Assy.	55368	1
End Cover Receptacle	60960-000	2
End Cover Receptacle (230V)	55253	1
Brush Rack Assy. (Complete)	55392	1
A. C. Brush	23607	6
A. C. Brush Holder	23500	6
D. C. Brush	41393	2
D. C. Brush Holder	41744	1
& Plate Assy.	& -1	1
A. C. Condenser	41221	2
D. C. Condenser	41180	1
Resistor Assy. (Charge)	55393	1
Cradle	43297-1	1
Shock Mounts	23623	4
Rubber Feet	20191	3

ENGINE MAKE Briggs & Stratton MODEL # 190432 PART # 55177

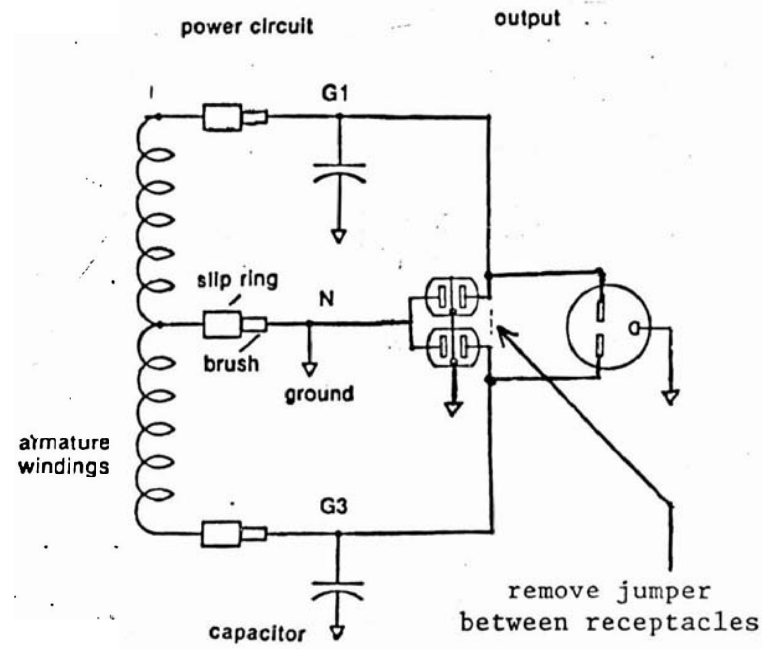


Division of Dyna Technology, Inc.
 225 South Cordova St. / LE CENTER, MINNESOTA 56057
 Phone: (612) 357-6821

battery and charge circuit



excitation circuit



SCHEMATIC WIRING DIAGRAM