

HPM6000 & HPM6000E			/M	/N	/P	/Q
REF #	DESCRIPTION	QTY	PART #	PART #	PART #	PART #
100	ENGINE	1				
	MANUAL START B&S 254422		15535-000	15535-000	15535-000	15535-000
	ELECTRIC START B&S 254427		15502-000	15502-000	15502-000	15502-000
111	BRACKET, CONSERVER	1	61096-000	61096-000	61096-000	61096-000
112	ELECTRO-MAGNET, CONSERVE	1	15182-000	15182-000	15182-000	15182-000
113	JAM NUT - 5/16-24	3	44894-000	44894-000	44894-000	44894-000
114	COVER, ELECTRO-MAGNET	1	44891-000	44891-000	44891-000	44891-000
115	LEVER, CONSERVER	1	44892-000	44892-000	44892-000	44892-000
212	RESISTOR, CONS. 150/50W	1	48583-000	48583-000	48583-000	48583-000
213	SWITCH, CONSERVER-SPST	1	64089-000	64089-000	64089-000	64089-000
214	CONSERVER PLUG/CORD ASSY	1	15110-001	15110-001	15110-001	15110-001
215	CONSERVER MODULE	1	15110-000	15110-000	15110-000	15110-000
216	TRANSFORMER, CONSERVER	1	54196-000	54196-000	54196-000	54196-000
245	RECEPT. - 240V L6-20R	1	56281-000	56281-000	56281-000	56281-000
246	RECEPT. - 120V 5-50R	1	54545-000	54545-000	54545-000	54545-000
247	RECEPT. - 120V L5-30R	1	56359-000	56359-000	56359-000	56359-000
248	RECEPT. - 120V L5-20R	2	56279-000	56279-000	56279-000	56279-000
249	GFCI RECEPT.- 120V 5-15R	2	15147-002	15147-002	15147-002	15147-002
251	FRONT PANEL (BARE)	1	15399-000	15399-000	15399-000	15399-001
252	REAR COVER - CONTROL PAN.	1	15432-000	15432-000	15432-000	15432-000
258	CIRCUIT BREAKER - 15A 1P	2	64230-000	64230-000	91286-000	91286-000
259	CIRCUIT BREAKER - 20A 2P	1	57030-001	57030-001	57030-001	57030-001
260	CIRCUIT BREAKER - 30A 1P	1	91977-005	91977-005	91977-005	91977-005
261	CIRCUIT BREAKER - 45A 1P	1	91977-006	91977-006	91977-006	91977-006
502	ROTOR THRU-BOLT (5/16-24)	1	23197-026	23197-026	23197-026	23197-026
511	END BRACKET - ENG END	1	15008-001	15008-001	15008-001	15008-000
512	END BRACKET - BRG END	1	USE /N	15533-001	15533-001	15533-002
	STEEL SHIM - BRG BKT		N/A	N/A	N/A	N/A
	TOLERANCE RING - BRG BKT		N/A	N/A	N/A	N/A
545	STATOR THRU-BOLT (1/4-20)	4	15068-009	15068-009	15068-009	15068-009
514	STATOR ASSEMBLY- 6000/M	1	15528-000	15528-000	15528-000	15528-002

HPM6000 & HPM6000E			/M	/N	/P	/Q
REF #	DESCRIPTION	QTY	PART #	PART #	PART #	PART #
530	ROTOR ASSY W/BRG & FAN	1	15522-000	15522-002	15522-002	15522-002
532	BEARING	1	55223-000	50215-000	50215-000	50215-000
560	BRUSH RACK ASSEMBLY	1	15523-000	15523-000	15523-000	15523-000
561	BRUSH PLATE - (BARE)	1	15524-000	15524-000	15524-000	15524-000
562	BRUSH HOLDER	2	59690-000	59690-000	59690-000	59690-000
563	SPACER	2	23532-000	23532-000	23532-000	23532-000
564	BARRIER SPACER - CSA	2	59688-000	59688-000	59688-000	59688-000
565	BRUSH ASSEMBLY W/SPRING	2	23607-000	23607-000	23607-000	23607-000
566	SCREW, BRUSH MTG - #8-32	4	40746-000	40746-000	40746-000	40746-000
569	RECTIFIER - BRIDGE	1	91452-000	91452-000	91452-000	91452-000
580	END COVER ASSY	1	15089-000	15089-000	15089-000	15089-000
581	END COVER (BARE)	1	15085-000	15085-000	15085-000	15085-000
601	CRADLE	1	15178-000	15178-000	15178-000	15178-000
602	GENERATOR SUPPORT BKT.	1	15084-000	15084-000	15084-000	15084-000
603	SHOCK MOUNT	3	64062-000	64062-000	64062-000	64062-000
610	TOP COVER	1				
	MANUAL START UNITS		15177-000	15177-000	15177-000	15177-000
	ELECTRIC START UNITS		15546-000	15546-000	15546-000	15546-000
811	REAR TANK SUPPORT PANEL	1	15132-000	15132-000	15132-000	15132-000
815	FUEL VALVE	1	64091-000	64091-000	64091-000	64091-000
817	FUEL TANK-4.5 GALLON	1	64024-000	64024-000	64024-000	64024-000
820	FUEL CAP/GAUGE	1	62396-003	62396-003	62396-003	62396-003
831	FOAM STRIP- 0.8" X 3ft	1	64101-000	64101-000	64101-000	64101-000
901	DECAL SET - WARNING	1	15209-000	15209-000	15209-000	15209-000
902	DECAL - HP6000 & E	1	64214-010	64214-010	64214-010	64214-010
906	NAMEPLATE	1	63966-000	63966-000	63966-000	63966-000
998	OPERATORS MANUAL	1	60706-113	60706-113	60706-113	60706-113
	REPAIR PARTS LIST	1	60701-204	60701-204	60701-204	60701-204

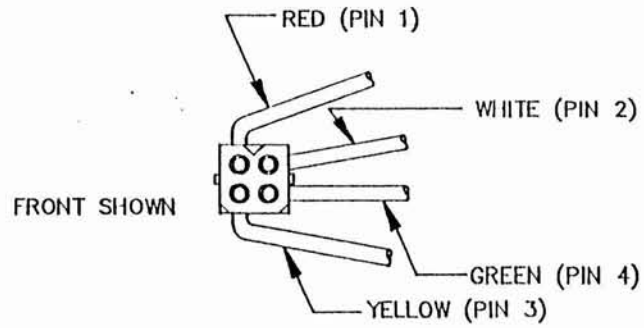
NOTE: REF 512 HAS BEEN UPGRADED AND NO LONGER REQUIRES A SHIM AND TOLERANCE RING

HPM6000 & HPM6000E		/M	/N	/P	/Q	
REF #	DESCRIPTION	QTY	PART #	PART #	PART #	PART #
FOLLOWING INFORMATION IS FOR REFERENCE ONLY						
000	COMPLETE UNIT MANUAL		15534-000	15534-008	15534-016	15534-023
	COMPLETE UNIT ELECTRIC		15534-003	15534-011	15534-018	15534-025
110	CONSERVER MOUNT. ASMBLY		15183-000	15183-000	15183-000	15183-000
200	AC PANEL ASSY-HPM6000/M		15400-001	15400-001	15400-003	15400-003
500	GEN. ASSY. - COMPLETE		15532-000	15532-002	15532-002	15532-005
535	FAN		15136-002	15136-002	15136-002	15136-002
537	SLIP-RING		55088-000	55088-000	55088-000	55088-000
621	BATTERY RACK KIT		15063-004	15063-004	15063-004	15063-004
800	FUEL SYSTEM- MANUAL START		64094-006	64094-006	64094-006	64094-006
	FUEL SYSTEM- ELECT. START		64094-007	64094-007	64094-007	64094-007

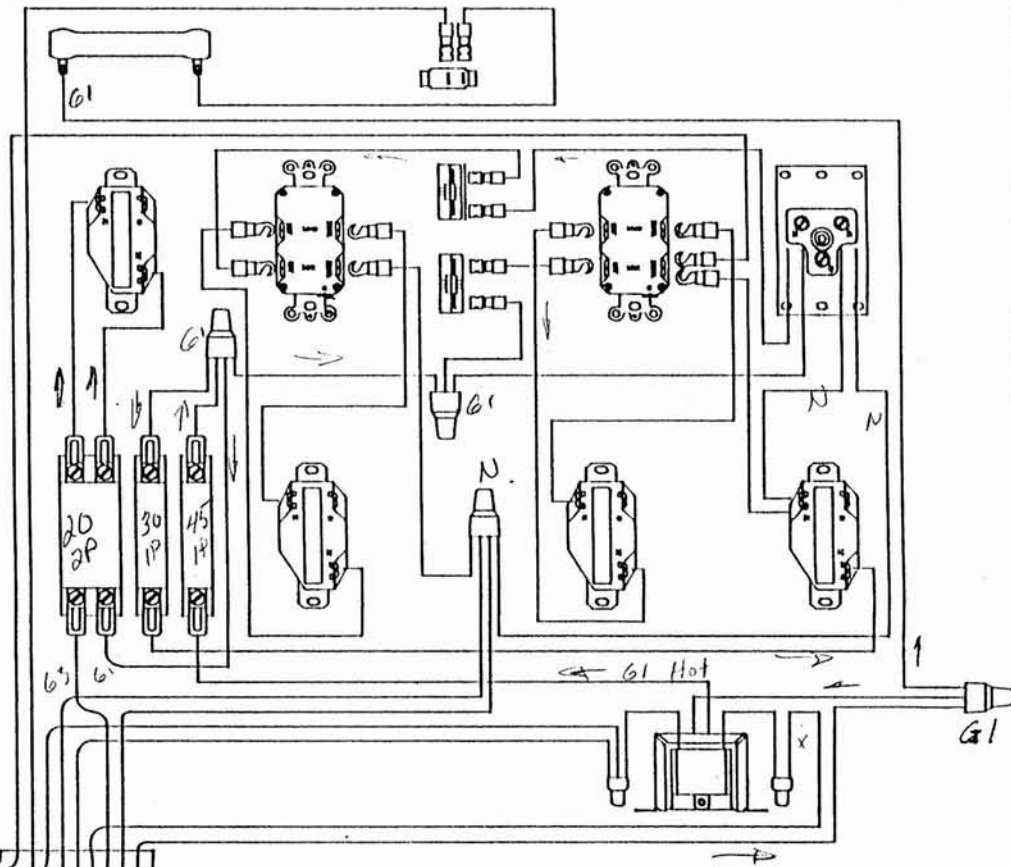
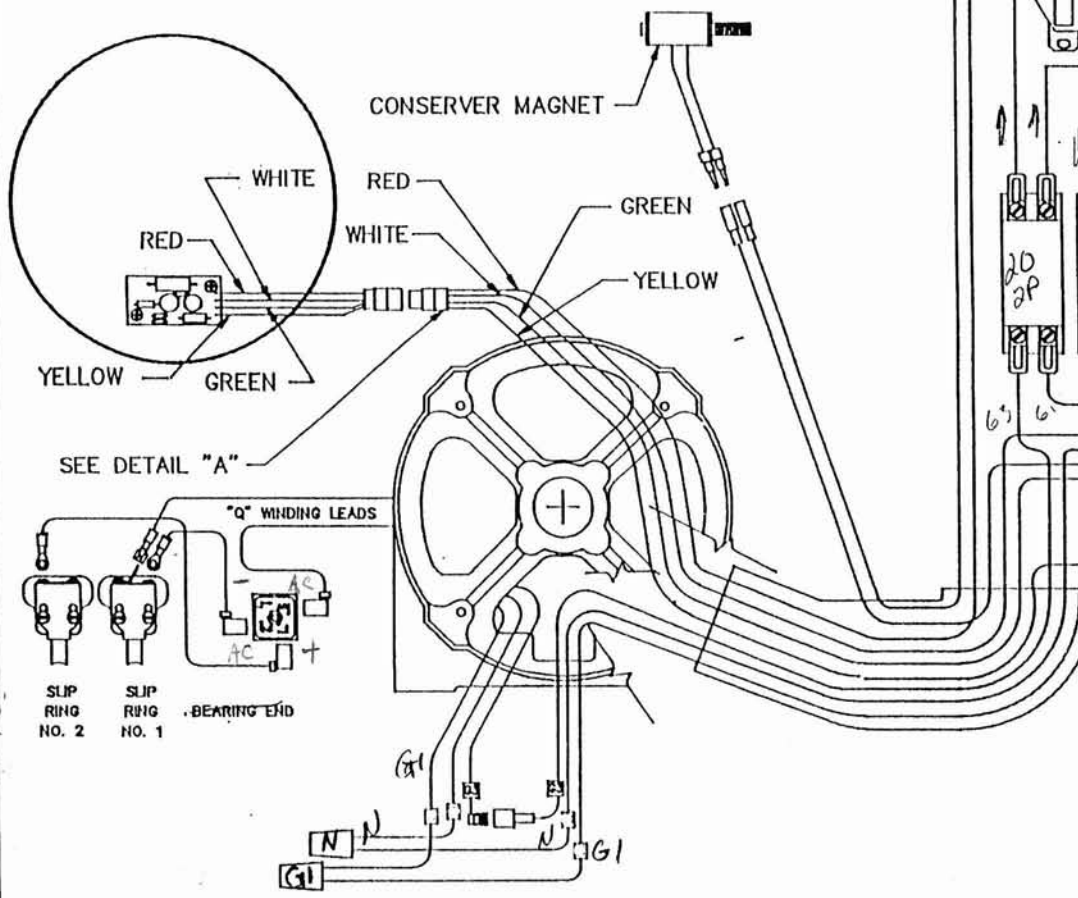
AC RESIDUAL VOLTS 7.0 VAC L-L
 G1 WIND. RESISTANCE 0.109 OHMS
 FIELD RESISTANCE 11.5 OHMS
 ARM. CONNECTION AC#373

'Q' WIND. RESISTANCE 0.800 OHMS
 G3 WIND. RESISTANCE 0.180 OHMS
 WINDING SPEC. SS#1544

WIRING DIAGRAM



DETAIL "A"



MODEL

HPM6000

EDF 7-5-91

SD15401

6