

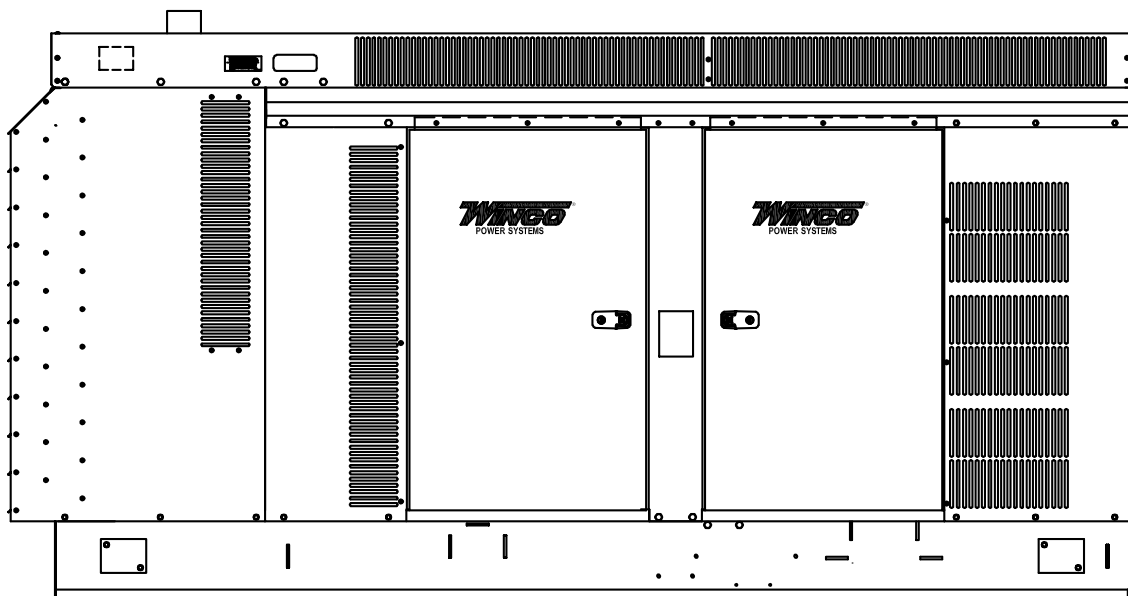
ILLUSTRATED PARTS LIST

ULPSS50LS-3/F & /G

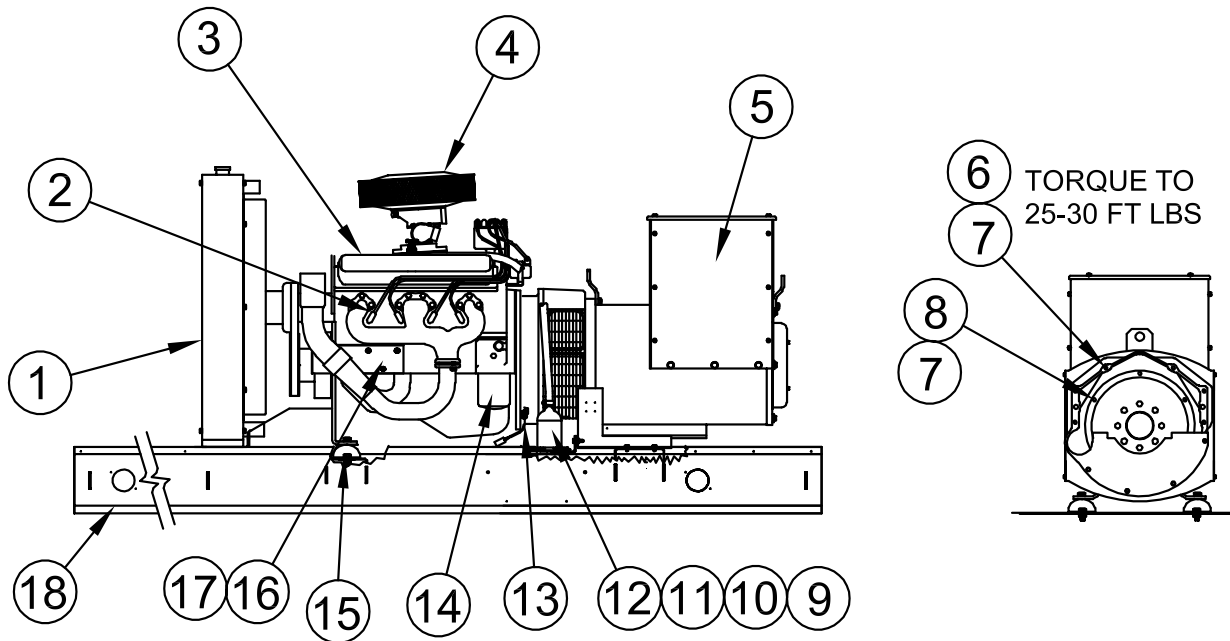
ULPSS50LS-4/F & /G

ULPSS50LS-17/F & /G

ULPSS50LS-18/F & /G



ENGINE & GENERATOR ASSEMBLY



REF #	PART NUMBER	QTY	DESCRIPTION
1	Reference	1*	Radiator
2	41-932	8	AC Spark Plugs
3	SEE TABLE	1	Engine, GM 5.7L
4	F1-9	1	Impco Air Filter
5	SEE TABLE	1	Stamford Newage Generator
6	96000-004	6	3/8"-16 X 1 1/2" Bolt
7	481-000	12	3/8" Split Washer
8	96000-005	6	3/8"-16 X 2" Bolt
9	80781-003	1	1000W 120V Heater
10	81018-005	4	Hose Clamp
11	93689-001	7 FT	5/8" I.D. Heater Hose
12	350341	1	Adapter
13	350101-1	1	Magnetic Pick-up
14	PF-35	1	AC Oil Filter
15	98956-001	4	Shock Mount
16	64714-406	1	Right Side Fan Belt Guard
17	64714-407	1	Left Side Fan Belt Guard
18	99381-017	1	Base Assembly
NI	99832-004	1	Heater Mounting Bracket
NI	93542-016	1	Lead Wire

REF #	PART NUMBER	QTY	DESCRIPTION
NI	99832-004	1	Lead Wire
NI	60714-025	1	Block Heater Modification Kit
NI	350818-2	1	Voltage Regulator, AS440UL
NI	Not Illustrated		
*	Provided by GM		

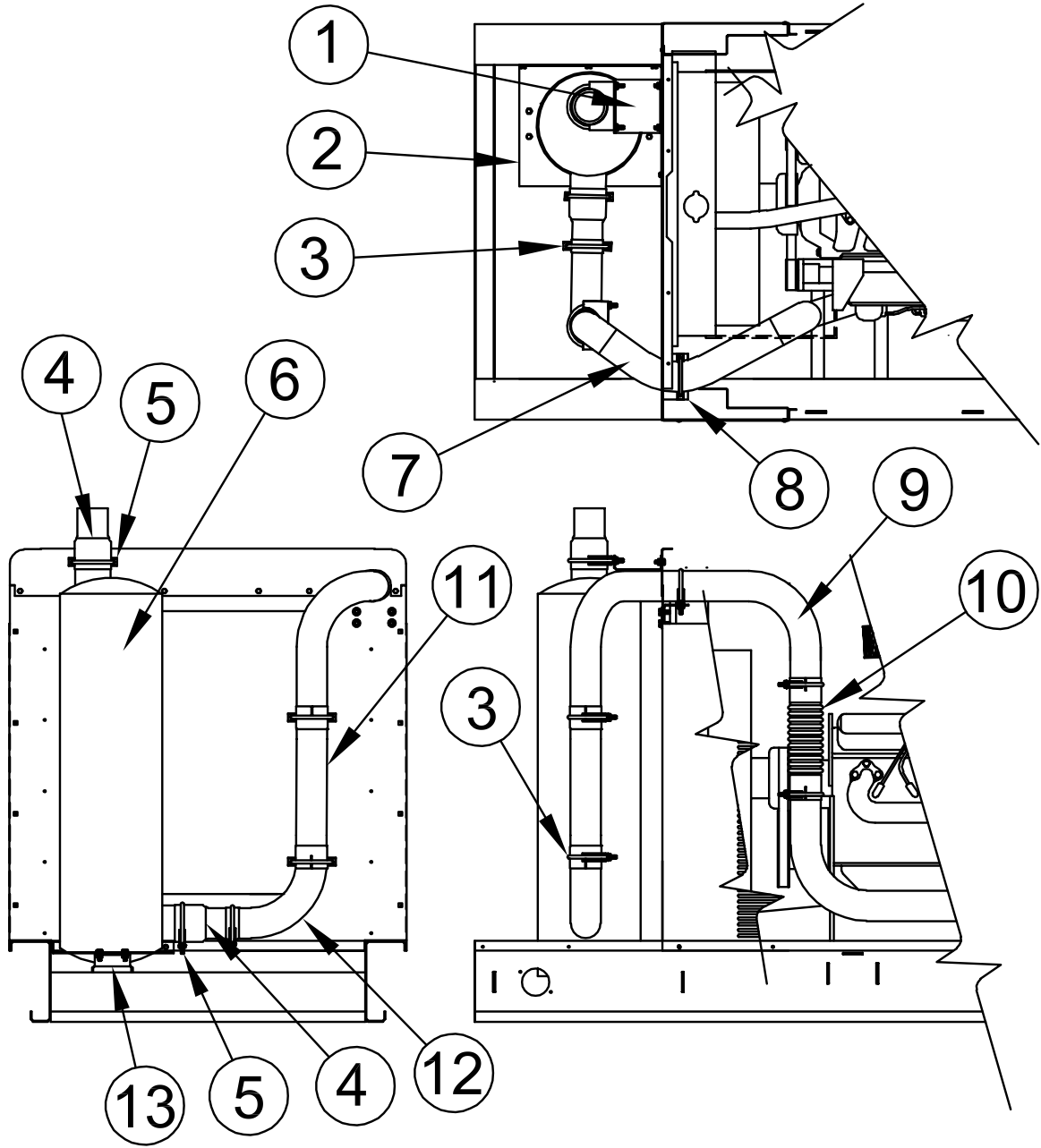
MODEL	ENGINE PART NUMBER
ULPSS50LS-3/F & GNG	350775-7
ULPSS50LS-3/F & GLP	350775-8
ULPSS50LS-3/F & GLPG	350775-9

STAMFORD NEWAGE MODEL #	UCI224E1L 4-LEAD	UCI224E1J 12-LEAD
WINCO PART #	351928-3	351928-31

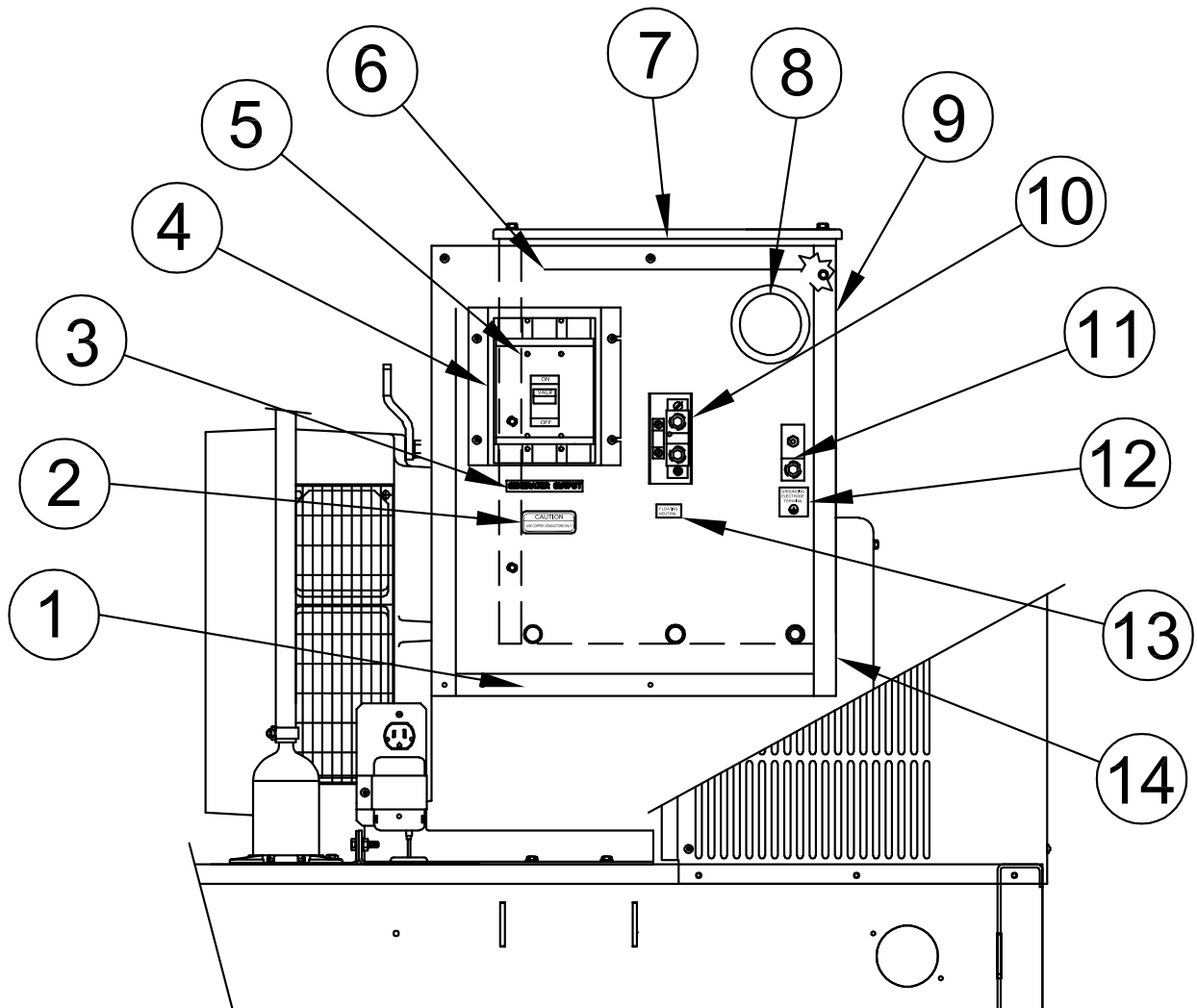
EXHAUST SYSTEM ASSEMBLY

REF #	PART NUMBER	QTY	DESCRIPTION
1	99336-001	1	Top Muffler Support
2	99336-002	1	Muffler Support Tray
3	93489-001	6	3" Muffler Clamp
4	97759-007	2	3.5" To 3" Reducer
5	93489-000	2	3.5" Muffler Clamp
6	97409-002	1	Muffler
7	97274-000	20 FT	High Temperature Tape
8	99335-003	1	Muffler Support
9	99677-000	1	3" Formed Exhaust Pipe
10	16016-002	1	Flex Exhaust
11	99677-001	1	Exhaust Pipe Coupling
12	99502-003	1	3" - 90° Elbow
13	99337-002	1	Muffler Support Bracket

EXHAUST SYSTEM ASSEMBLY



CIRCUIT BREAKER ASSEMBLY



REF #	PART NUMBER	QTY	DESCRIPTION
1	99828-002	1	Cabinet, Bottom Panel
2	64576-009	1	Decal, Copper Conductor
3	16503-000	1	Decal, Output
4	99831-003	1	Circuit Breaker Spacer
5	SEE TABLE	1	Circuit Breaker
6	99827-008	1	Cabinet, Cover Plate
7	99828-003	1	Cabinet, Top Panel
8	58684-000	1 FT	Edge Trim
9	99826-006	1	Back & Side Panel
10	350124-4	1	Neutral Terminal

REF #	PART NUMBER	QTY	DESCRIPTION
11	58060-000	1	Ground Terminal Lug
12	16499-001	1	Decal, Ground Terminal
13	16501-000	1	Decal, Flouting Neutral
14	64893-001	1	Angle Bracket
NI	SEE TABLE	1	Lead Wire Group
NI	Not Illustrated		

MODEL	PART NUMBER	DESCRIPTION	LEAD WIRE GROUP
ULPSS50LS-3/F & G	91447-005	200A 2-POLE 240V BREAKER	99830-002
ULPSS50LS-4/F & G	81096-004	175A 3-POLE 240V BREAKER	99830-004
ULPSS50LS-17/F & G	81096-003	150A 3-POLE 240V BREAKER	99830-004
ULPSS50LS-18/F & G	81097-006	80A 3-POLE 480V BREAKER	99830-004

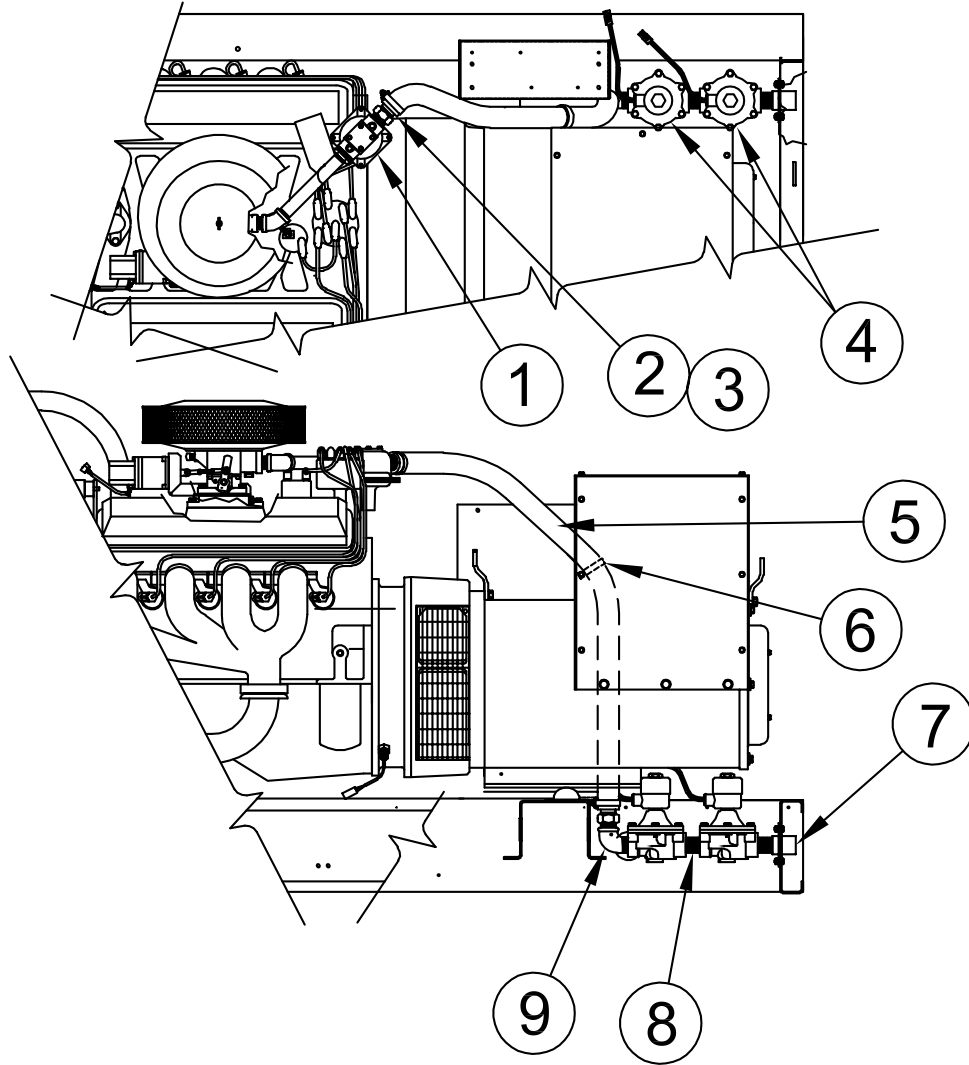
GENERAL INFORMATION

PART NO.	MODEL	ENGINE & BASE ASSEMBLY	ENGINE REF	MODIFIED GENERATOR	GENERATOR REF
99963-001	ULPSS50-3GNG	B-99382-060	B-350775-7	B-99692-066	B-351928-31
99963-002	ULPSS50-4GNG	B-99382-060	B-350775-7	B-99692-067	B-351928-3
99963-003	ULPSS50-17GNG	B-99382-060	B-350775-7	B-99692-068	B-351928-3
99963-004	ULPSS50-18GNG	B-99382-060	B-350775-7	B-99692-069	B-351928-3
99963-005	ULPSS50-3GLP	B-99382-061	B-350775-8	B-99692-066	B-351928-31
99963-006	ULPSS50-4GLP	B-99382-061	B-350775-8	B-99692-067	B-351928-3
99963-007	ULPSS50-17GLP	B-99382-061	B-350775-8	B-99692-068	B-351928-3
99963-008	ULPSS50-18GLP	B-99382-061	B-350775-8	B-99692-069	B-351928-3
99963-009	PSS50-3GLPG	B-99382-062	B-350775-9	B-99692-066	B-351928-31
99963-010	PSS50-4GLPG	B-99382-062	B-350775-9	B-99692-067	B-351928-3
99963-011	PSS50-17GLPG	B-99382-062	B-350775-9	B-99692-068	B-351928-3
99963-012	PSS50-18GLPG	B-99382-062	B-350775-9	B-99692-069	B-351928-3

PART NO.	MODEL	FUEL SYSTEM	ENGINE CONTROL	HOUSING/EXH SYSTEM	CIRCUIT BREAKER INSTALLATION
99963-001	ULPSS50-3GNG	B-99362-009	B-99683-028	B-99385-009	B-99829-024
99963-002	ULPSS50-4GNG	B-99362-009	B-99683-028	B-99385-009	B-99829-025
99963-003	ULPSS50-17GNG	B-99362-009	B-99683-028	B-99385-009	B-99829-026
99963-004	ULPSS50-18GNG	B-99362-009	B-99683-028	B-99385-009	B-99829-027
99963-005	ULPSS50-3GLP	B-99362-009	B-99683-028	B-99385-009	B-99829-024
99963-006	ULPSS50-4GLP	B-99362-009	B-99683-028	B-99385-009	B-99829-025
99963-007	ULPSS50-17GLP	B-99362-009	B-99683-028	B-99385-009	B-99829-026
99963-008	ULPSS50-18GLP	B-99362-009	B-99683-028	B-99385-009	B-99829-027
99963-009	PSS50-3GLPG	B-99367-006	B-99683-028	B-99385-009	B-99829-024
99963-010	PSS50-4GLPG	B-99367-006	B-99683-028	B-99385-009	B-99829-025
99963-011	PSS50-17GLPG	B-99367-006	B-99683-028	B-99385-009	B-99829-026
99963-012	PSS50-18GLPG	B-99367-006	B-99683-028	B-99385-009	B-99829-027

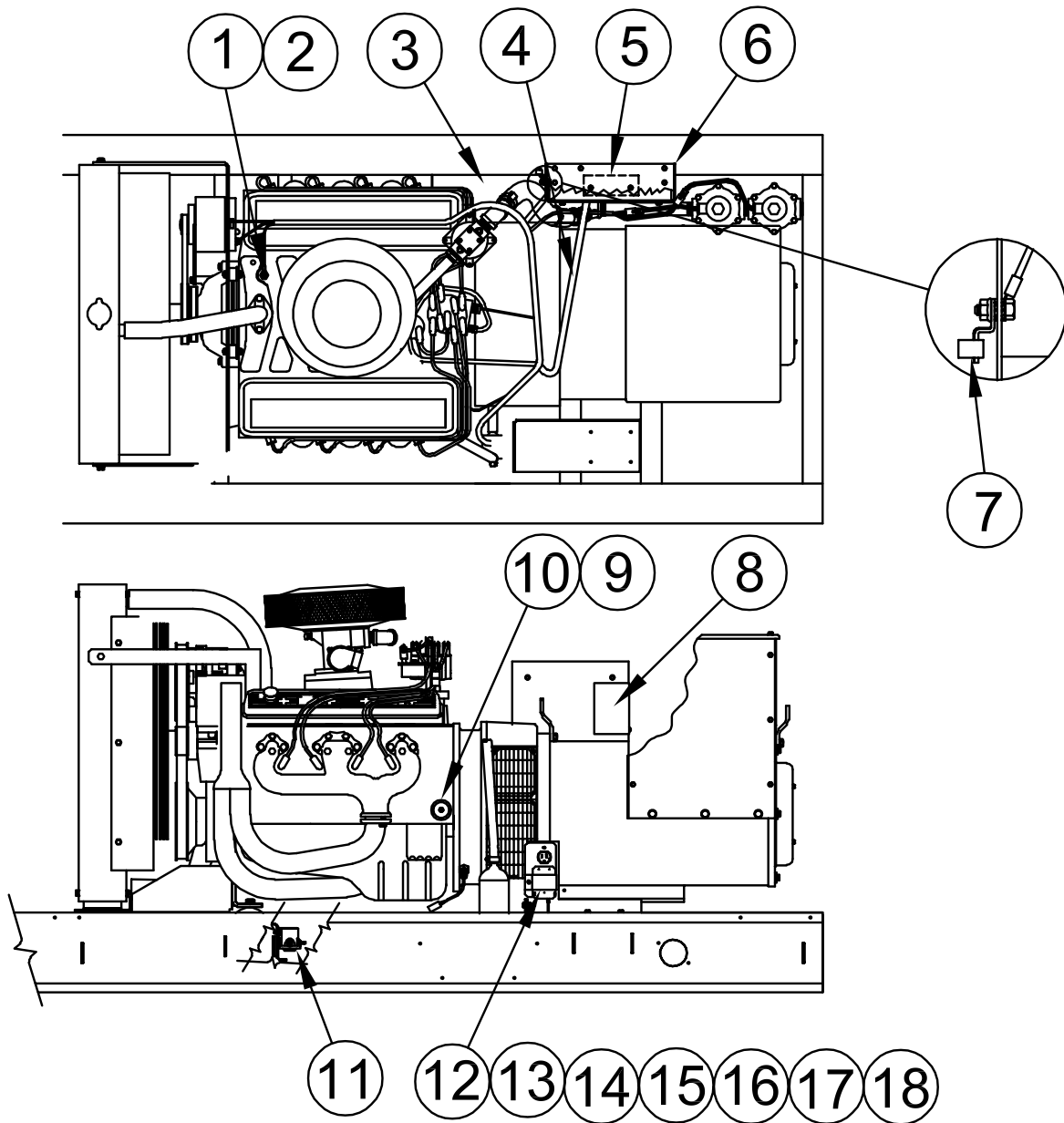
NOTE: MODELS WITH LIQUID WITHDRAWAL FUEL SYSTEMS ARE NOT U.L. APPROVED.

FUEL SYSTEM ASSEMBLY



REF #	PART NUMBER	QTY	DESCRIPTION
1	81017-000	1	Regulator
2	92388-006	2	1" NPT to 1.25" Hose Fitting
3	81018-001	2	Hose Clamp
4	42942-001	2	Fuel Solenoid
5	81103-000	4 FT	1-1/4" I.D. Hose
6	97391-009	1	Cushioned Clamp
7	99065-000	1	Fuel Inlet Weldment
8	81079-000	2	1" NPT X 1-1/2" Pipe Nipple
9	24363-000	1	1" - 90° Street Elbow

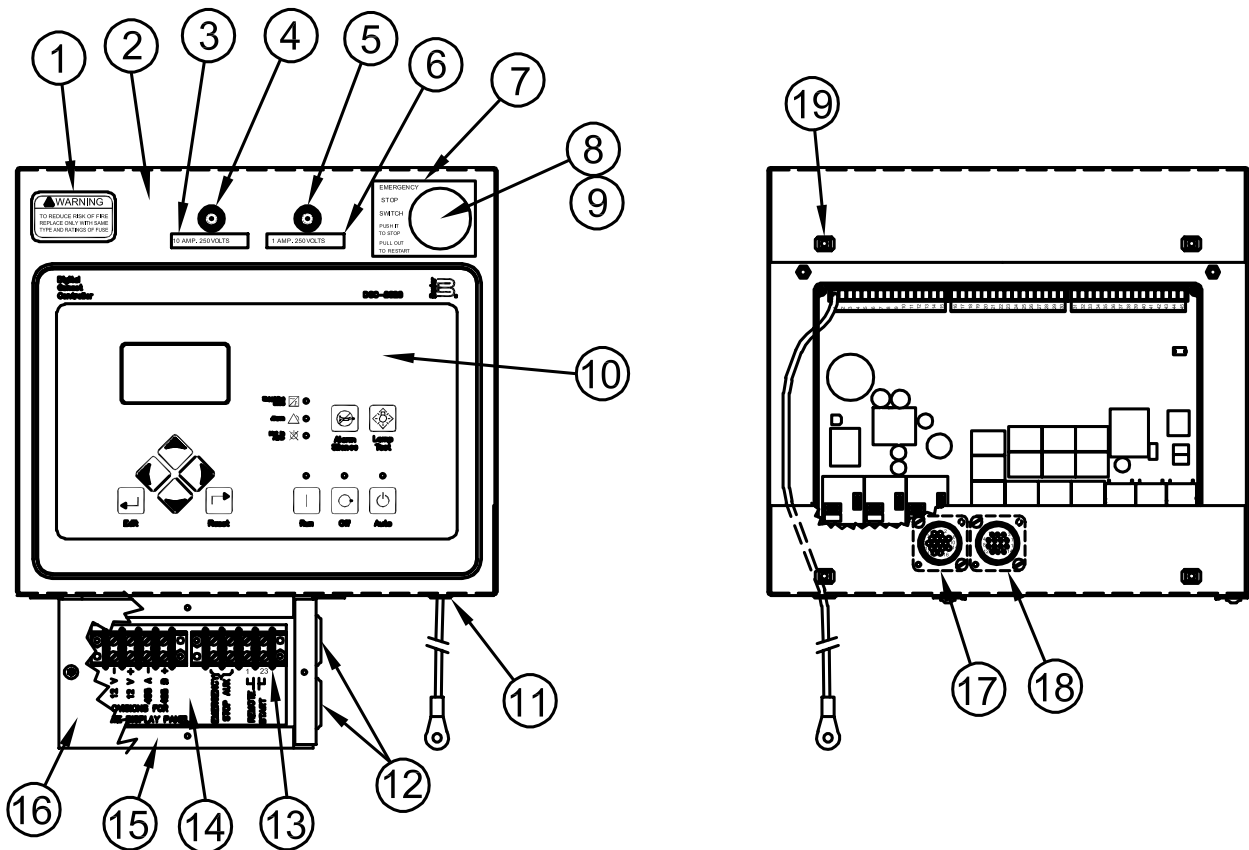
ENGINE CONTROL ASSEMBLY



REF #	PART NUMBER	QTY	DESCRIPTION
1	99265-001	1	Temperature Sender
2	56372-000	1	3/8" to 1/2" Reducer
3	99317-001	1	Battery Tray
4	99420-013	1	Engine Control Harness
5	99777-007	1	Control Box Assembly
6	99057-016	1	Support Pedestal
7	48042-000	1	Ground Lug
8	16440-008	1	Programming Cover

REF #	PART NUMBER	QTY	DESCRIPTION
9	99367-001	1	Oil Pressure Sender
10	80951-000	1	1/8" to 1/4" Reducer
11	80980-000	1	Start Solenoid
12	16287-000	1	Battery Tender
13	300308-410	1	Hold Down Bracket
14	16302-000	1	Grommet
15	24749-000	1	Duplex Receptacle
16	59026-002	1	Receptacle Cover Plate
17	63941-005	1	Decal, Caution
18	92789-000	1	2" X 2" X 4" Utility Box
NI	53220-058	1	Red (+) Battery Cable
NI	53220-013	1	Black (-) Battery Cable
NI	Not Illustrated		

ENGINE CONTROL BOX ASSEMBLY



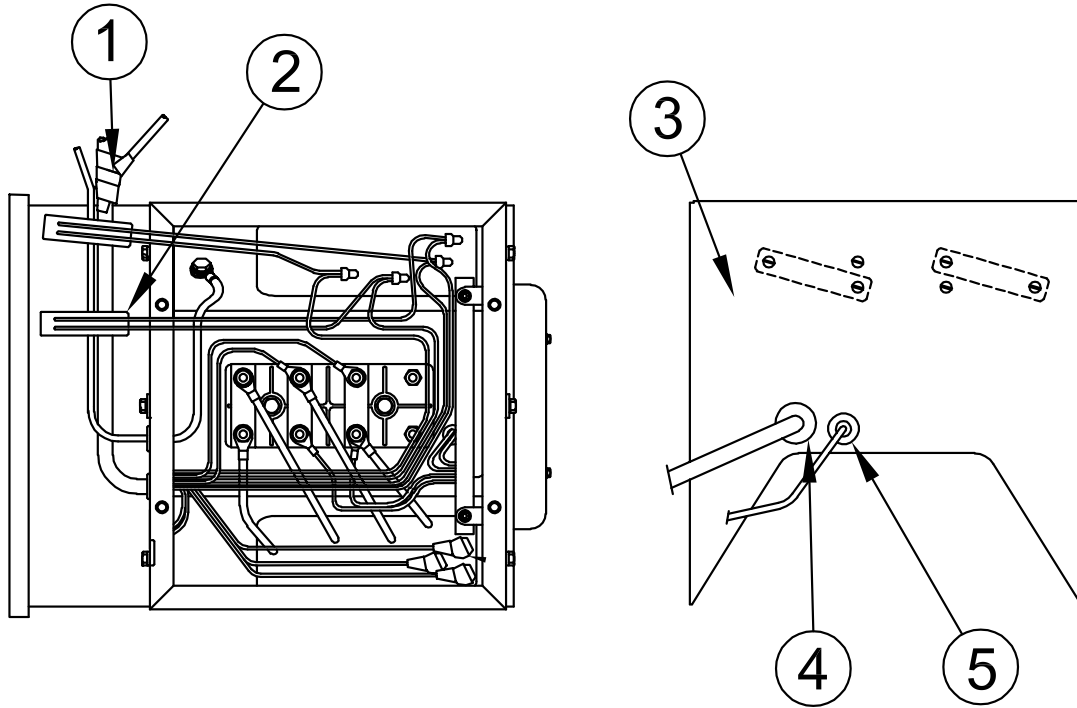
ENGINE CONTROL BOX ASSEMBLY

REF #	PART NUMBER	QTY	DESCRIPTION
1	63941-004	1	Fuse Rating Warning Decal
2	99055-012	1	Control Box Front Panel
3	15983-006	1	10 Amp Fuse Decal
4	95064-006	1	10 Amp Fuse
5	95064-003	1	1 Amp Fuse
6	15983-005	1	1 Amp Fuse Decal
7	63941-006	1	Emergency Stop Decal
8	99783-002	1	Emergency Stop Switch Block
9	99783-001	1	Emergency Stop Switch
10	351855-1	1	Basler DGC-2020 Engine Control
11	45853-000	1	Grommet
12	23917-000	2	Grommet
13	80623-008	2	4 Point Terminal Block
14	64576-010	1	Decal, Terminal Block
15	99873-000	1	Remote Terminal Box
16	99873-001	1	Cover Plate
17	96925-006	1	16 Pin Connector
18	96925-002	1	14 Pin Connector
19	92485-000	4	1/4-20 Retained Square Nut
NI	2489-001	2	Fuse Holder
NI	300542	1	Battery, Coin Cell Lithium
NI	Not Illustrated		



WINCO INC.
225 S. CORDOVA AVE.
LECENTER, MN 56057
507-357-6821
SERVICE DEPT.
507-357-6831

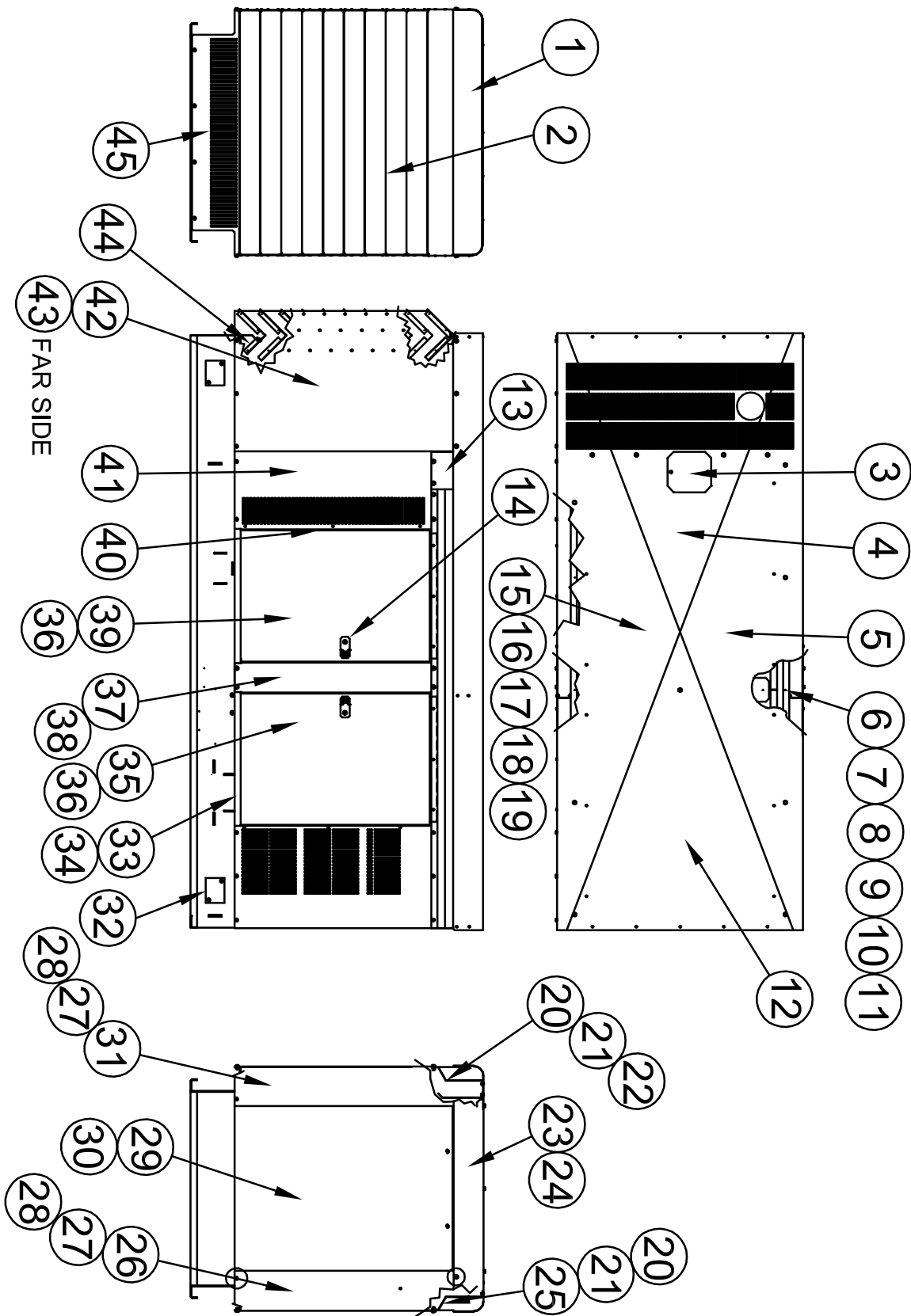
AC WIRING ASSEMBLY



REF #	PART NUMBER	QTY	DESCRIPTION
1	99347-010	1	AC Harness
2	SEE TABLE	2 or 3	Current Transformer
3	350028-36	1	Rear Panel
4	62486-000	1	Grommet
5	23917-000	1	Grommet

MODEL	PART NUMBER	QUANTITY	DESCRIPTION
ULPSS50LS-3/F & G	80124-006	2	300 to 5 Amp Transformer
ULPSS50LS-4/F & G	80124-005	3	200 to 5 Amp Transformer
ULPSS50LS-17/F & G	80124-005	3	200 to 5 Amp Transformer
ULPSS50LS-18/F & G	80124-003	3	100 to 5 Amp Transformer

HOUSING ASSEMBLY



HOUSING ASSEMBLY

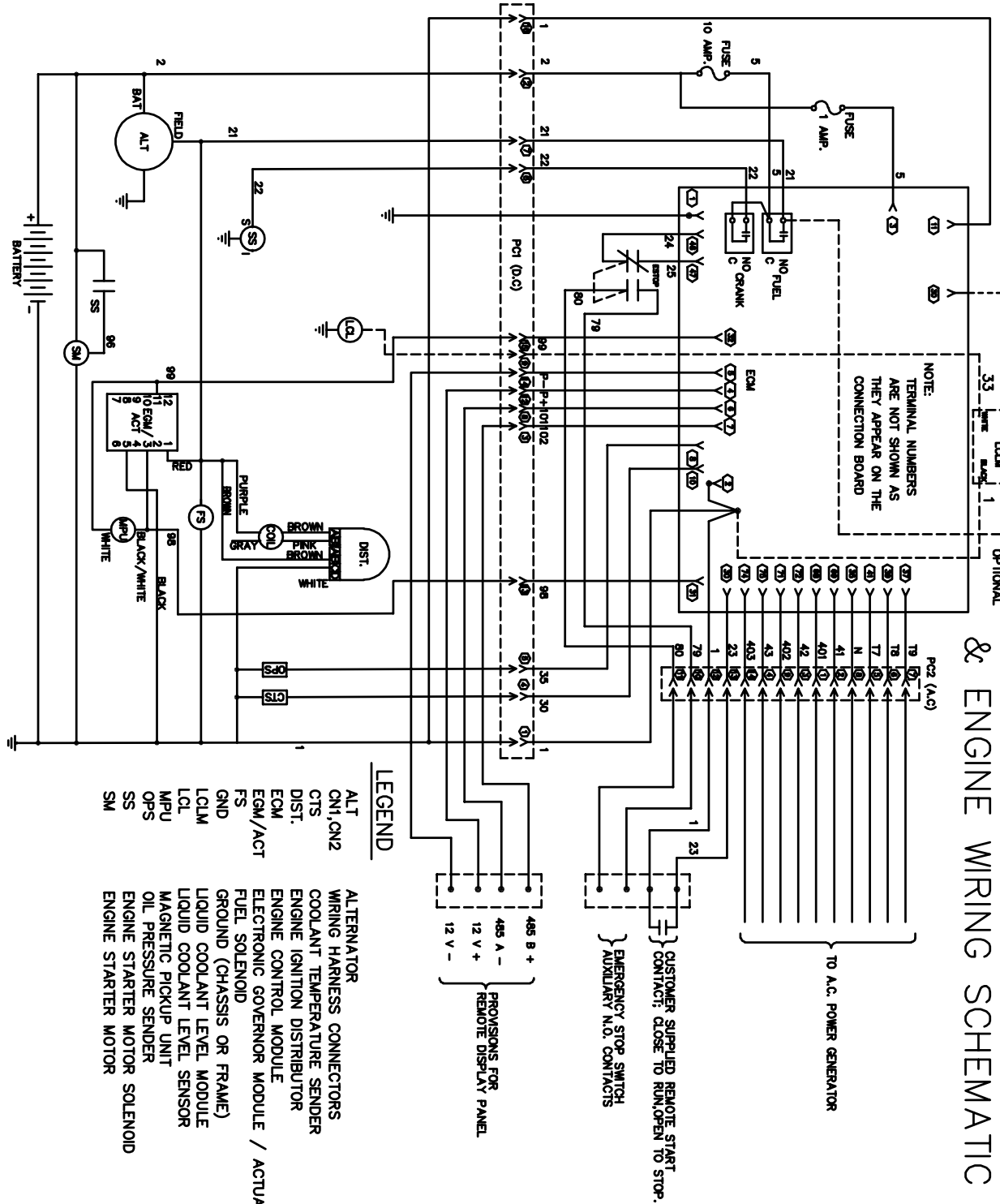
REF #	PART NUMBER	QTY	DESCRIPTION
1	99368-001	1	Roof Front End Panel
2	99631-001	8	Grill Middle Louver
3	62026-003	1	Radiator Cap Cover Plate
4	99788-440	1	Foam Part
5	99341-001	1	Roof
6	99788-403	2	Foam Part
7	99327-001	2	Side Sill Baffle
8	99327-002	1	Side Sill Baffle
9	99788-441	1	Foam Part
10	99788-442	1	Foam Part
11	99788-402	1	Foam Part
12	99327-004	1	Side Sill Baffle
13	99325-005	1	Side Sill Extension
14	95229-005	4	Door Latch
15	99328-000	1	Roof Support
16	62825-011	1	Spacer
17	65000-002	1	1/4" - 20 X 1" Bolt
18	65000-000	2	1/4" - 20 X 5/8" Bolt
19	16248-000	3	1/4" - 20 Flange Nut
20	99339-000	1	Roof Brace
21	99333-001	2	Door Jam
22	99325-004	1	Left Side Sill
23	99368-003	1	Roof End Panel
24	99788-413	1	Foam Part
25	99325-009	1	Right Side Sill
26	99319-011	1	Right Rear Corner Post
27	99788-436	2	Foam Part
28	99320-004	2	Rear Corner Post Baffle
29	15680-024	1	Rear Door
30	99788-490	1	Foam Part
31	99319-010	1	Left Rear Corner Post
32	99060-000	4	Lifting Hole Cover Plate
33	99333-003	4	Bottom Door Stop
34	64903-000	4	Lead Wire Assembly
35	15680-026	2	Left Swing Door

REF #	PART NUMBER	QTY	DESCRIPTION
36	99788-489	4	Foam Part
37	99323-001	2	Mullion
38	99788-437	2	Foam Part
39	15680-025	2	Right Swing Door
40	98375-014	4	Hinge
41	99324-006	1	Housing Front
42	99329-005	1	Left Extension Panel
43	99329-004	1	Right Extension Panel
44	99631-002	1	Grill Bottom Louver
45	99331-001	1	Front Extension Panel
NI	99378-022	1	Housing Front Right Baffle
NI	99378-021	1	Housing Front Left Baffle
NI	99788-491	2	Foam Part
NI	99788-492	1	Foam Part
NI	99788-493	1	Foam Part
NI	92421-000	9 FT	1.5" Square Foam Strip
NI	62912-000	33 FT	1/2" X 1/8" Foam Strip
NI	21698-001	103	#10 X 3/8" Screw
NI	Not Illustrated		

DECALS

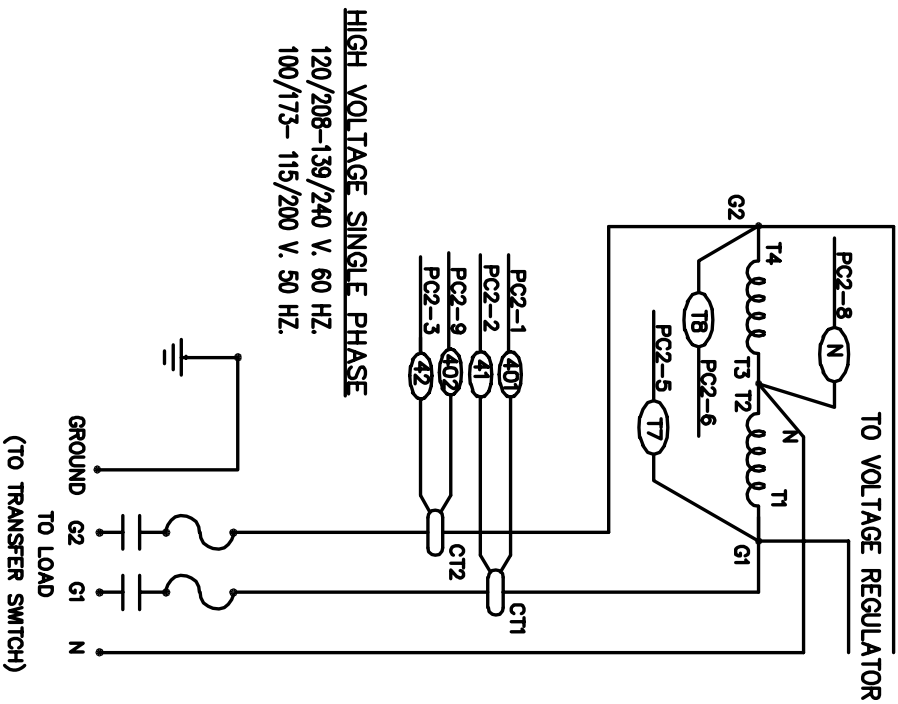
REF #	PART NUMBER	QTY	DESCRIPTION
NI	64917-000	1	Decal, UL Label
NI	16502-001	1	Decal, AC Disconnect
NI	64891-001	1	Decal, Electrical Code
NI	63941-003	1	Decal, Battery Warning
NI	63941-001	1	Decal, Hot Surface
NI	15750-001	1	Decal, Ground
NI	60710-097	1	Decal, Fluid Level
NI	15209-000	1	Decal Set
NI	97813-000	3	Decal, Auto Start Warning
NI	Not Illustrated		

DC WIRING SCHEMATIC

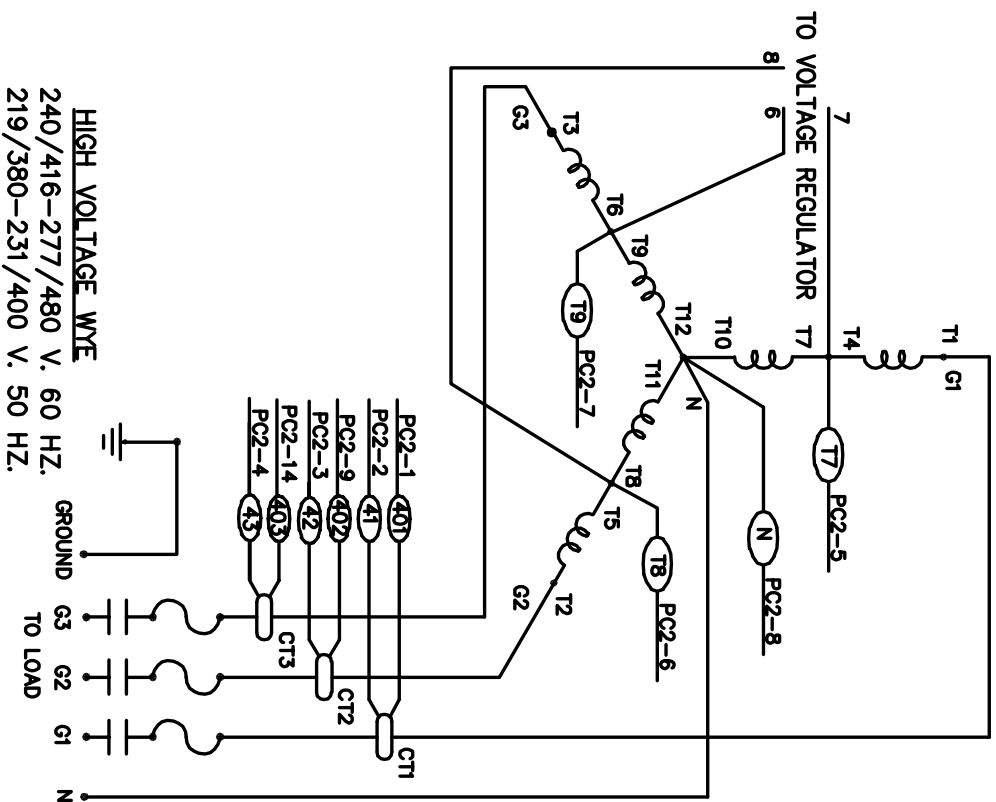


DGC-2020 WIRING DIAGRAM & ENGINE WIRING SCHEMATIC

ULPSS50LS-3/F & G

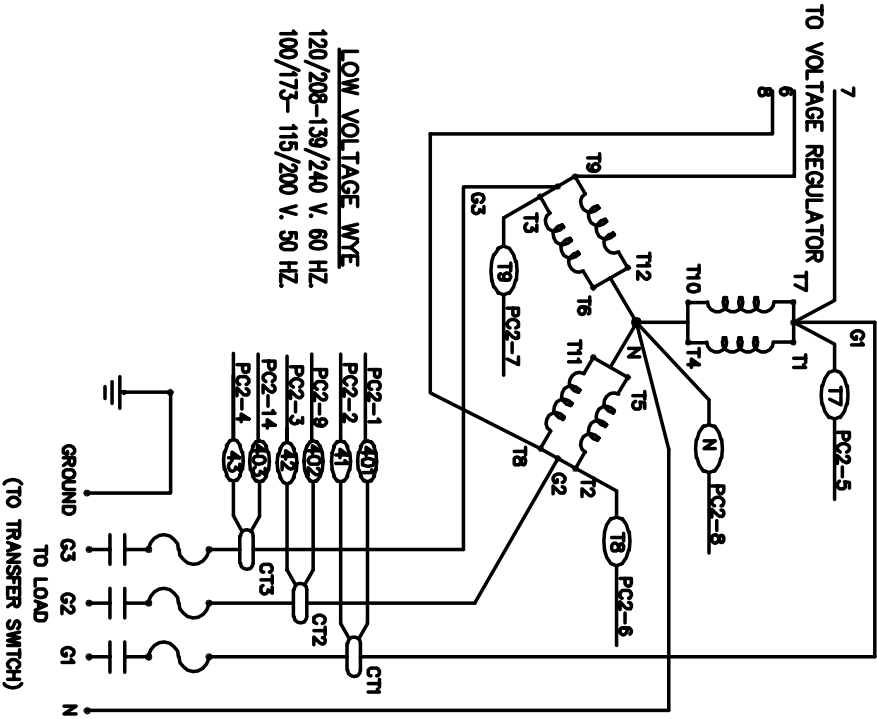


ULPSS50LS-18/F & G



AC WIRING SCHEMATICS

ULPSS50LS-4/F & G



ULPSS50LS-17/F & G

