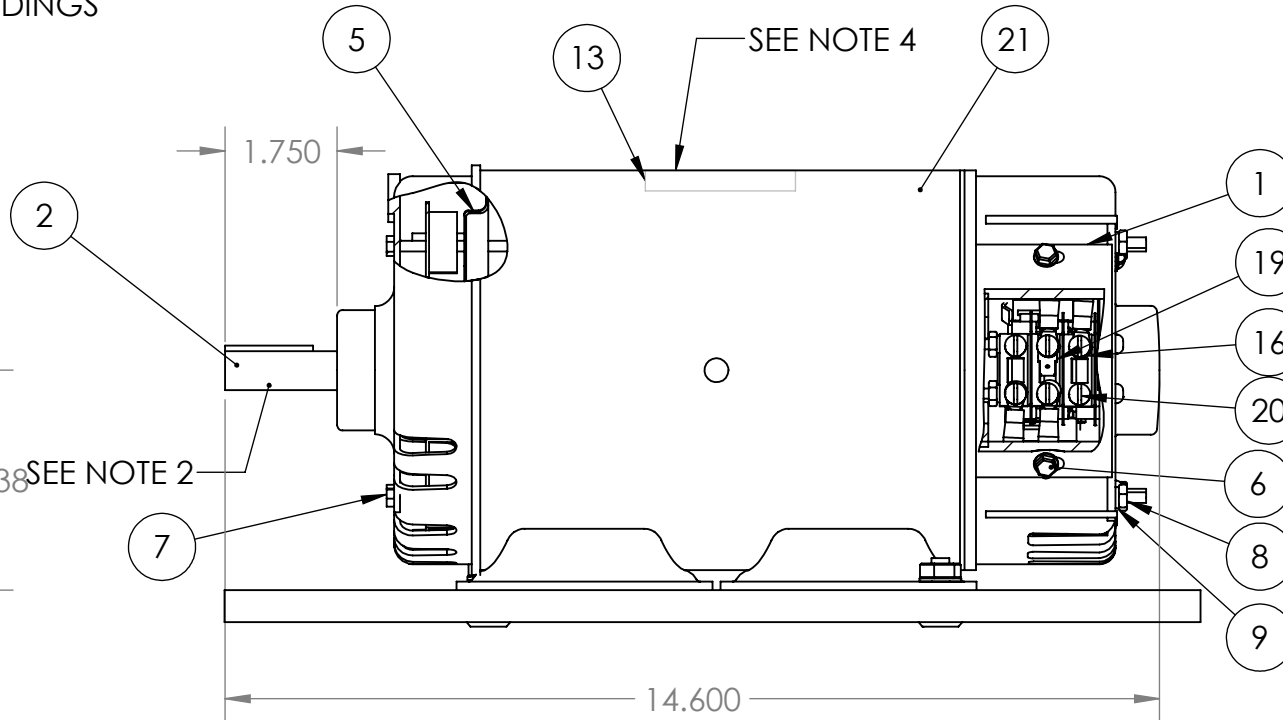
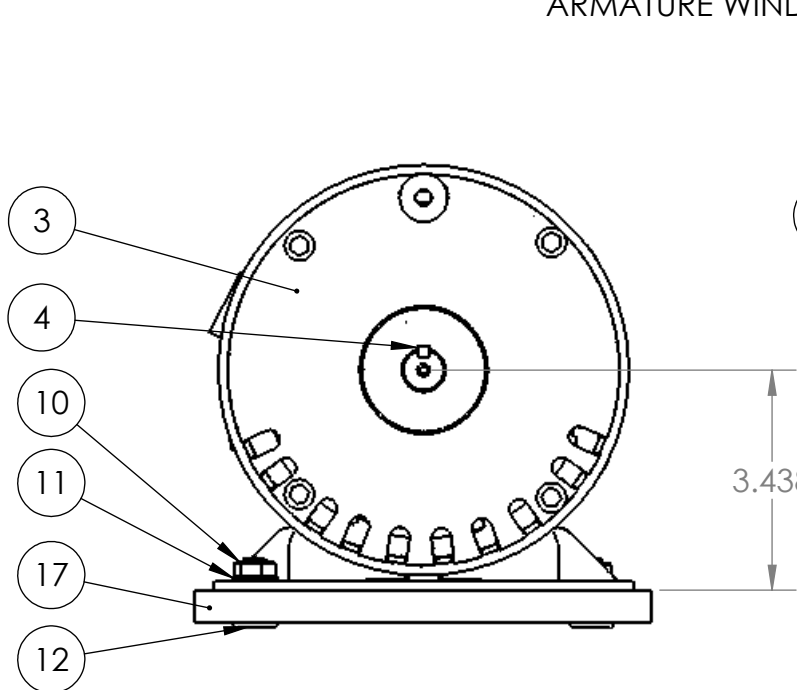
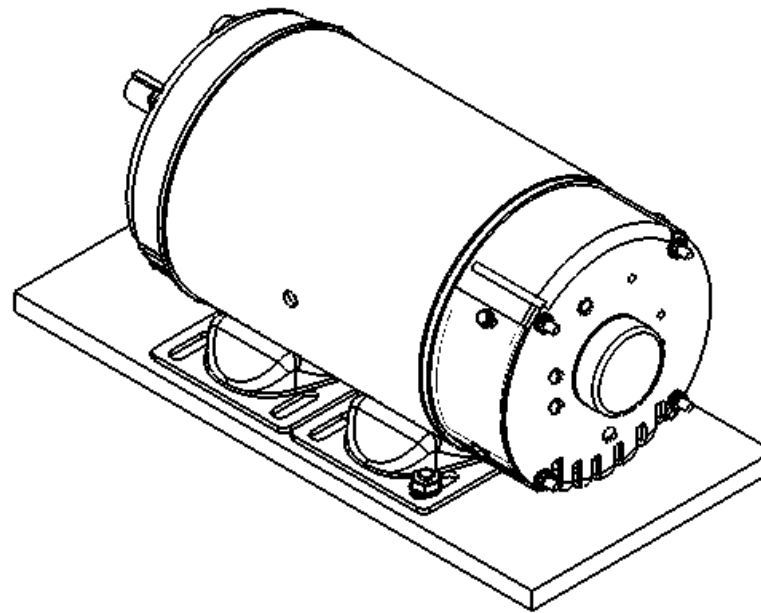
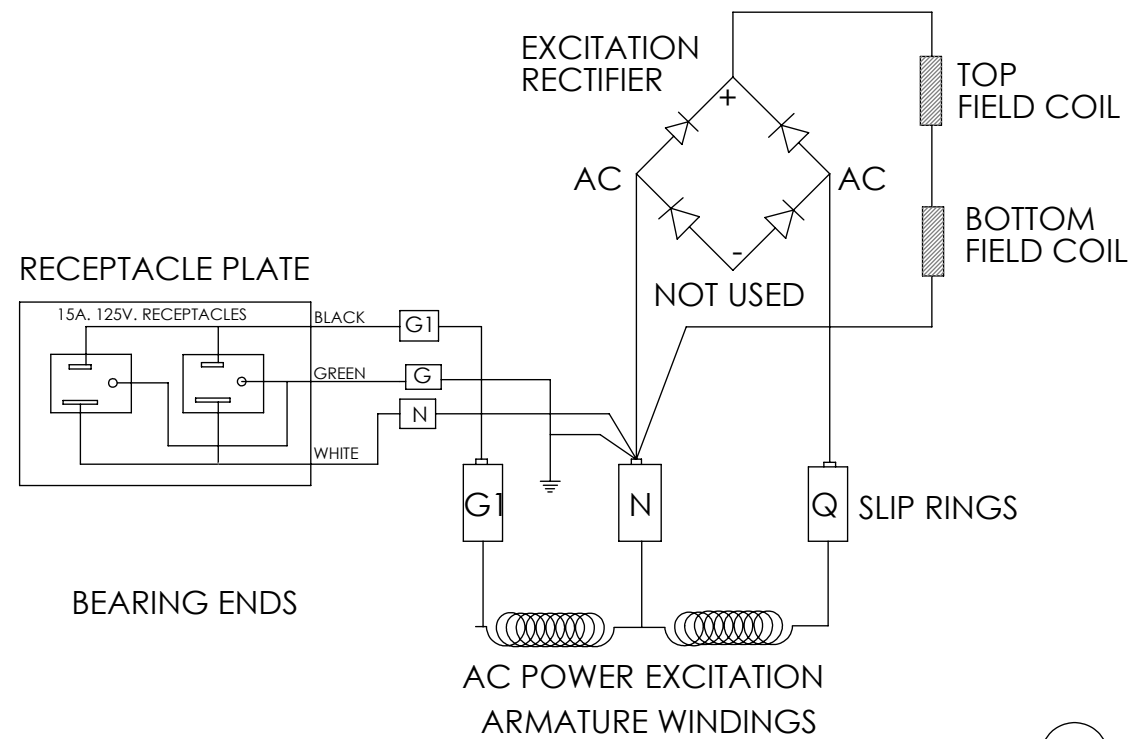


110-98919

SCHEMATIC OF WIRING



NOTE:
 1. DRESS FIELD COIL LEADS TO ASSURE ARMATURE CLEARANCE
 2. APPLY 1" MASKING TAPE TO SECURE KEY
 3. COVER RECEPTACLE WITH 16312-000 WHILE PACKING
 4. DATA PLATE MUST INCLUDE TUV LOGO AS WELL AS THE STATEMENT "CONFORMS TO UL1004-1, UL1004-4 AND CSA 22.2 NO 100-04"

REVISIONS					
REV.	IRN	DESCRIPTION	DATE	BY	APP'D
A		ORIGINAL	1/22/2014	KS	DRC
B	2791	UPDATED AS PER IRN	6/2/2014	KS	DRC
C		REMOVED 23607-000, 53643-000 AND 40746-000 FROM BOM	2/10/2015	PJY	DRC
D		MOVED BRUSHED BACK TO TOP LEVEL. ADDED DOC TABLE. REDUCED PRINT CLUTTER.	6/19/2015	DRC	DRC
E	3974	FIXED SOLIDWORKS ASSEMBLY	9/8/2015	SJM	DRC

ITEM NO.	PartNo	DESCRIPTION	QTY.
1	60928-000	COVER PLATE	1
2	61426-013	ARMATURE & BEARING ASSY	1
3	8929-000	END BRACKET	1
4	21361-000	KEY 3/16 SQ X 1-3/8 LG	1
5	7924-000	FAN BAFFLE	1
6	53644-000	10-24 X 3/8 SELF TAPPING	2
7	20556-002	THRU BOLT 10-32 X 11.75 X .75	4
8	6372-000	#10-32 HEX NUT	4
9	484-000	#10 LOCKWASHER SPLIT	4
10	458-000	NUT HEX 5/16-18	2
11	526-000	5/16 FLAT WASHER	2
12	4423	BOLT CRG 5/16-18X1 ZINC	2
13	63966-007	NAMEPLATE	1
14	100047-351	CARTON-PB	1
15	16312-000	POLYSTYRENE SHAPED FOR RECEPT.	1
16	61686-000	END BRACKET ASSY	1
17	100059-624	WOOD BASE (DRILLED)	1
18	23607-000	BRUSH ASSY AC	3
19	53643-000	TERM., MALE, ADAPTER, .250 TAB	1
20	40746-000	8-32 X .3125 BIND. HMS	6
21	61687-003	FIELD SHELL, BASE & COIL ASSEMBLY	1

DOCUMENTATION LIST	
ITEM	PART NUMBER
MANUAL	OPM-101
OUTLINE DRAWING	O-503
INSTRUCTION SHEET	NONE
ELECTRICAL SCHEMATIC	SEE MANUAL
PARTS LIST	61685-011PL
STEP FILE	61685-011STEP

DRAWN BY: KS DATE: 1/22/2014
 CHK'D BY: DATE: ENG APPR: DRC DATE: 2/18/2014
 TOLERANCE: +/- 0.0625 DECIMAL +/- 1 DEG ANGULAR
 MODEL: UL2FS3P-1
 TITLE: GENERATOR ASSY. COMPLETE
 PART: 61685-011
 ALL DIMENSIONS INCH